



Space Visualization & Its Impact on Healthcare Operations

August 20, 2019



Agenda

Part One Welcome and Introduction


Part Two Current State of the Market

Part Three FirstHealth of the Carolinas

Part Four Space Management in Action

Part Five Closing and Q&A

Speakers



John Ganley

CHFM, CHSP, Director of Facility Services



Scott Murray

Project Manager



Bobby White

Sr. Solutions Consultant



Poll Question

- ▶ Are all of your architectural and life safety drawings stored in a single place and format?
 - Yes
 - No



The Current State of Healthcare



Trends

- ▶ Inefficiencies in organizing and locating paper-based drawings and artifacts
 - Cumbersome process of locating assets, locations, etc. with physical drawings

- ▶ Interest in having greater insight on how space is being utilized
 - Reimbursements based on space usage

Trends

- ▶ Enablement of efficiencies and better understanding through mobile technology
 - People retain 80% of what they see vs. 20% of what they read

- ▶ Normalization of having access to information anywhere, anytime
 - 81% of Americans own a smartphone
 - 85% of TheWorxHub managers and technicians use mobile devices daily as part of their job

What's the issue?

- ▶ Limited access to an under-utilized "gold mine" dataset
- ▶ Inconvenient for new staff members and surveyors
- ▶ Business continuity with staff changes
- ▶ Lack of centralized way to house documentation
- ▶ Visibility into space utilization across the hospital



Why Visualizing Your Space Matters



Why It Matters to Your Organization

- ▶ Simplify the technicians' day -to-day
 - Access at anytime, anywhere provides information at their fingertips
 - Visualize their work
- ▶ Get work done faster
 - Plan the work orders and see others in the same area
- ▶ Streamline staffing and scheduling
 - Get staff up to speed faster
 - Show the needs nearby their location
- ▶ Map out compliance
 - Integrate requirements into your facility map



Why It Matters to Your Organization

- ▶ Access documentation quicker
 - Store historical information on equipment and work orders to ensure consistency and smooth transition
- ▶ Understand space utilization
 - Chart how your space is being used
- ▶ Go mobile
 - Technicians and staff can have access to a shared map they can pull up anywhere
- ▶ Inputting work order requests
 - When staff don't know your facility, giving them the ability to look at it virtually improves work order location efficiency





First *Health*



OF THE CAROLINAS





Space Management in Action



Understand Your Spaces

EXPLORE YOUR DRAWINGS

Space Management

Ambulatory 1st Floor
Ambulatory Surgery > 1st Floor

Explore: WOs, Assets, Layers, Usage | Edit: Rectangle, Free Form

The floor plan displays the following rooms and areas:

- Bay 1, Bay 2, Bay 3 (top row)
- Office 1, Waiting Room, Seating area, Office, Conference room 1, Storage (top row)
- Recovery, Pre-Surgical Testing, EVS Storage, Front Desk, Office Area, Conference room 2, Specimen Room, Seating Area (middle row)
- Office 1 (middle row)
- Lab, Bay 1, Bay 2, Bay 3, Front Desk (lower middle row)
- Waiting Area, Radiology, X-Ray, Waiting Room (lower middle row)
- Room 1, Room 2, Room 3, Room 4, Room 5, Nurses Station, Billing (bottom row)

Find Your Way

EXPLORE YOUR WORK ORDERS

Space Management

Hospital 1st Floor
Hospital > 1st Floor

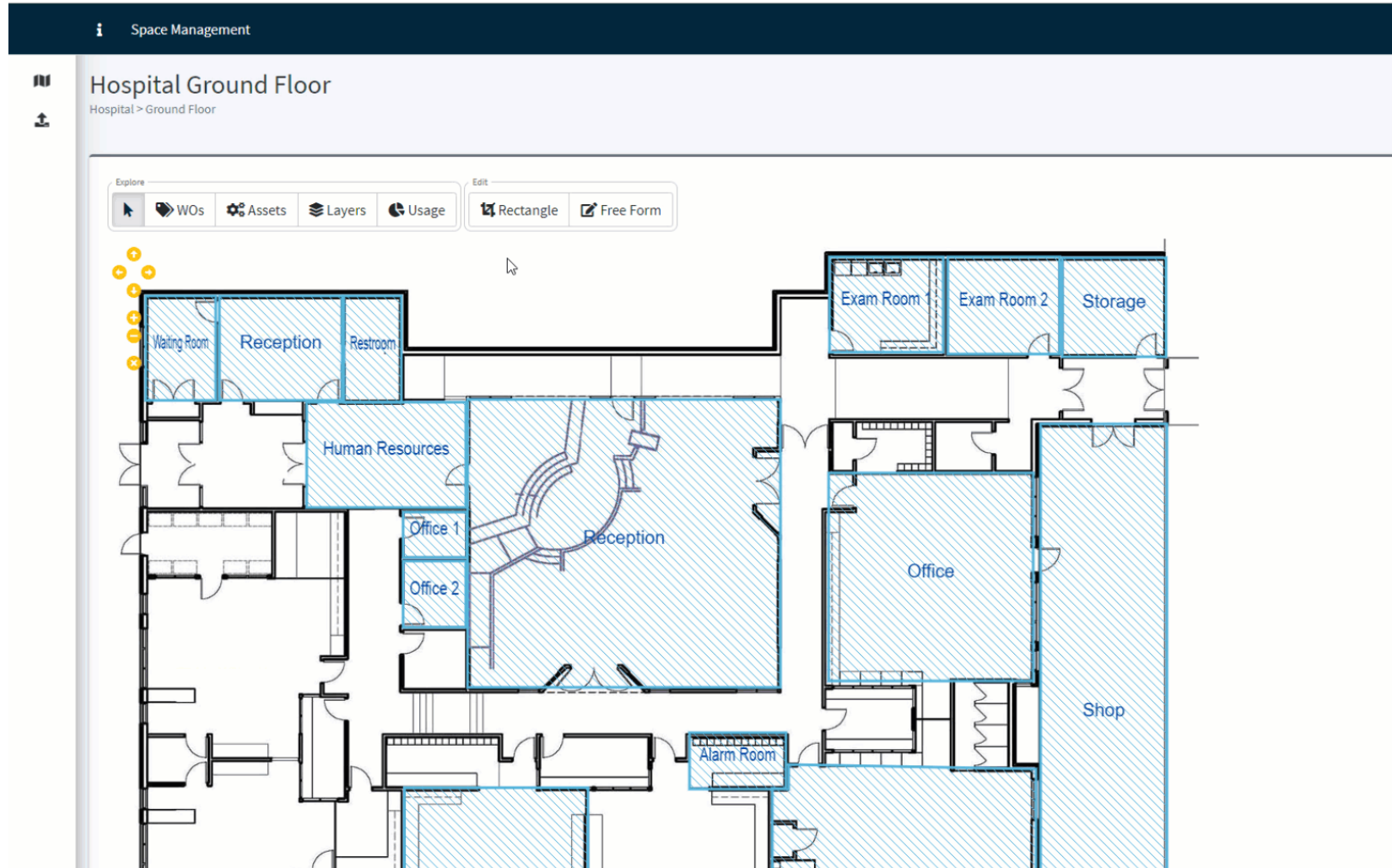
Explore: WOs, Assets, Layers, Usage | Edit: Rectangle, Free Form

The floor plan shows a complex layout of rooms and corridors. Key areas include:

- Administration:** Located at the top left, with several yellow circular markers.
- Offices:** A vertical column of four offices (Office 1 to Office 4) on the left side.
- Service Areas:** Cafeteria, Dining Area, Kitchen, and Reception are located in the middle-left section.
- Medical and Diagnostic:** X-ray Rooms, Radiology (with a waiting room), and two MRI rooms (MRI 1 and MRI 2) are on the right side.
- Support and Storage:** Mechanical Rooms, Storage areas, and a Gift Shop are scattered throughout the plan.

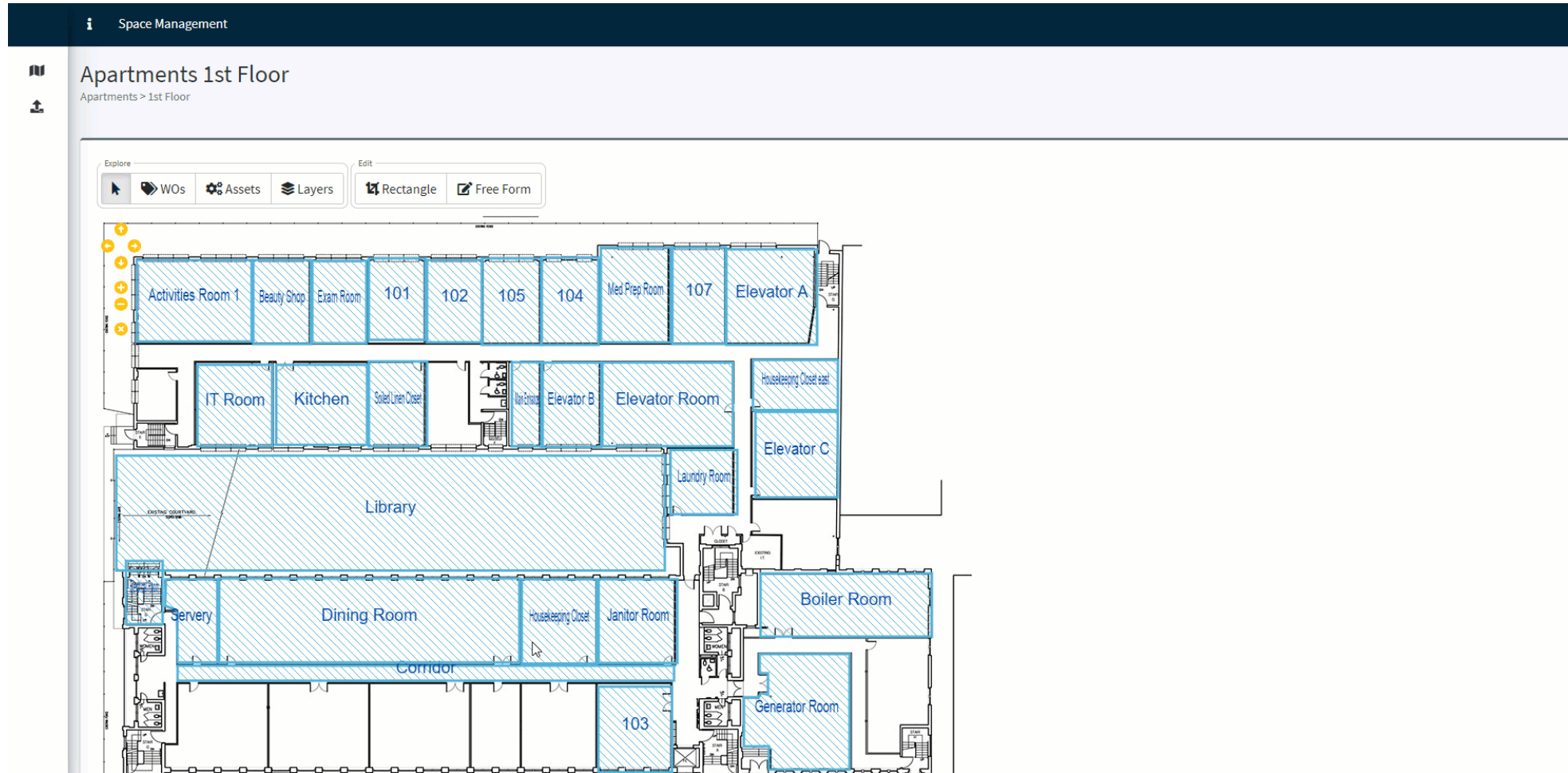
Locate Assets & Documentation

EXPLORE YOUR ASSETS



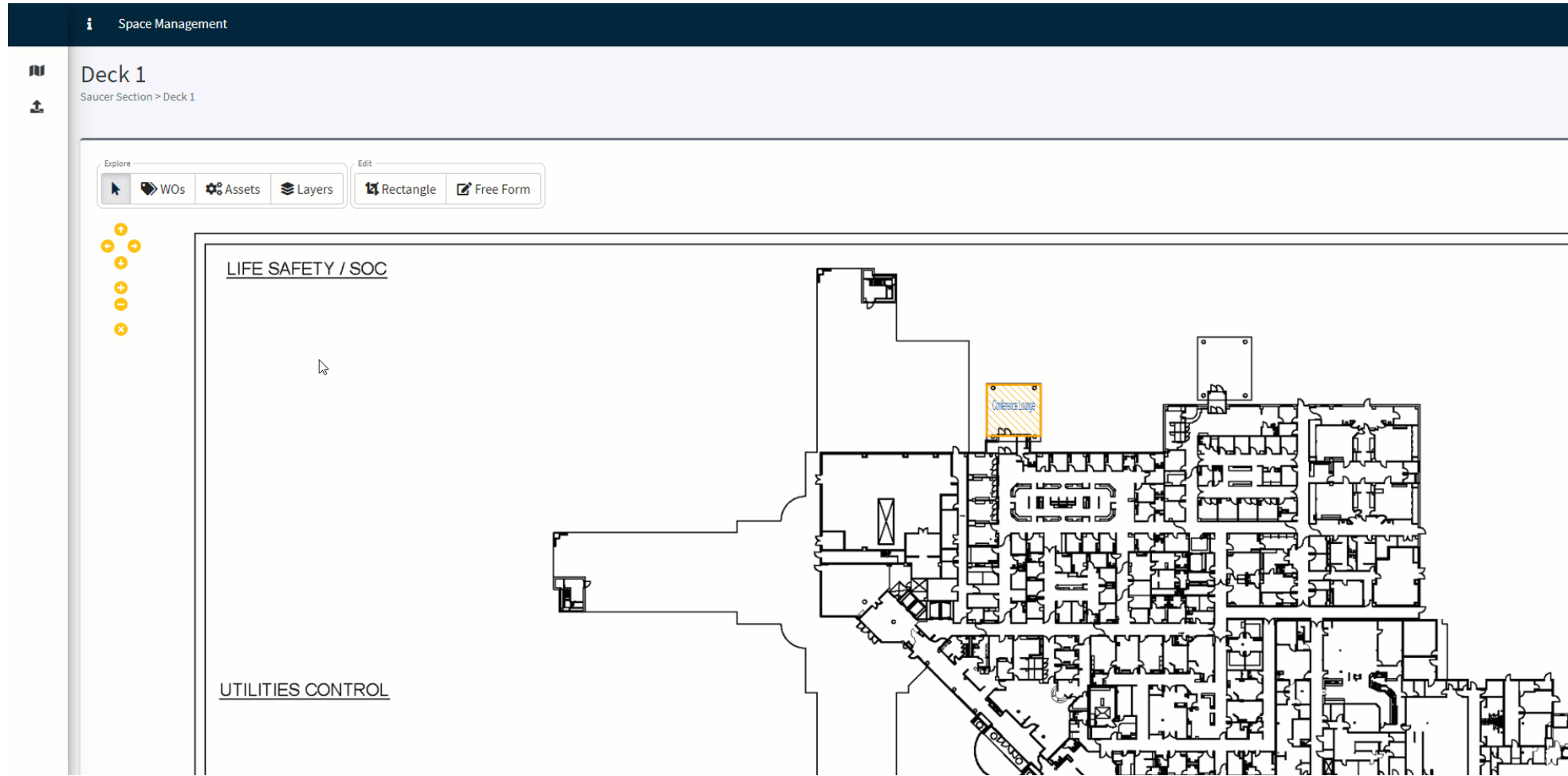
Keep Your Drawings Updated

EASILY LINK SPACES TO THEWORXHUB & ADD NEW LOCATIONS



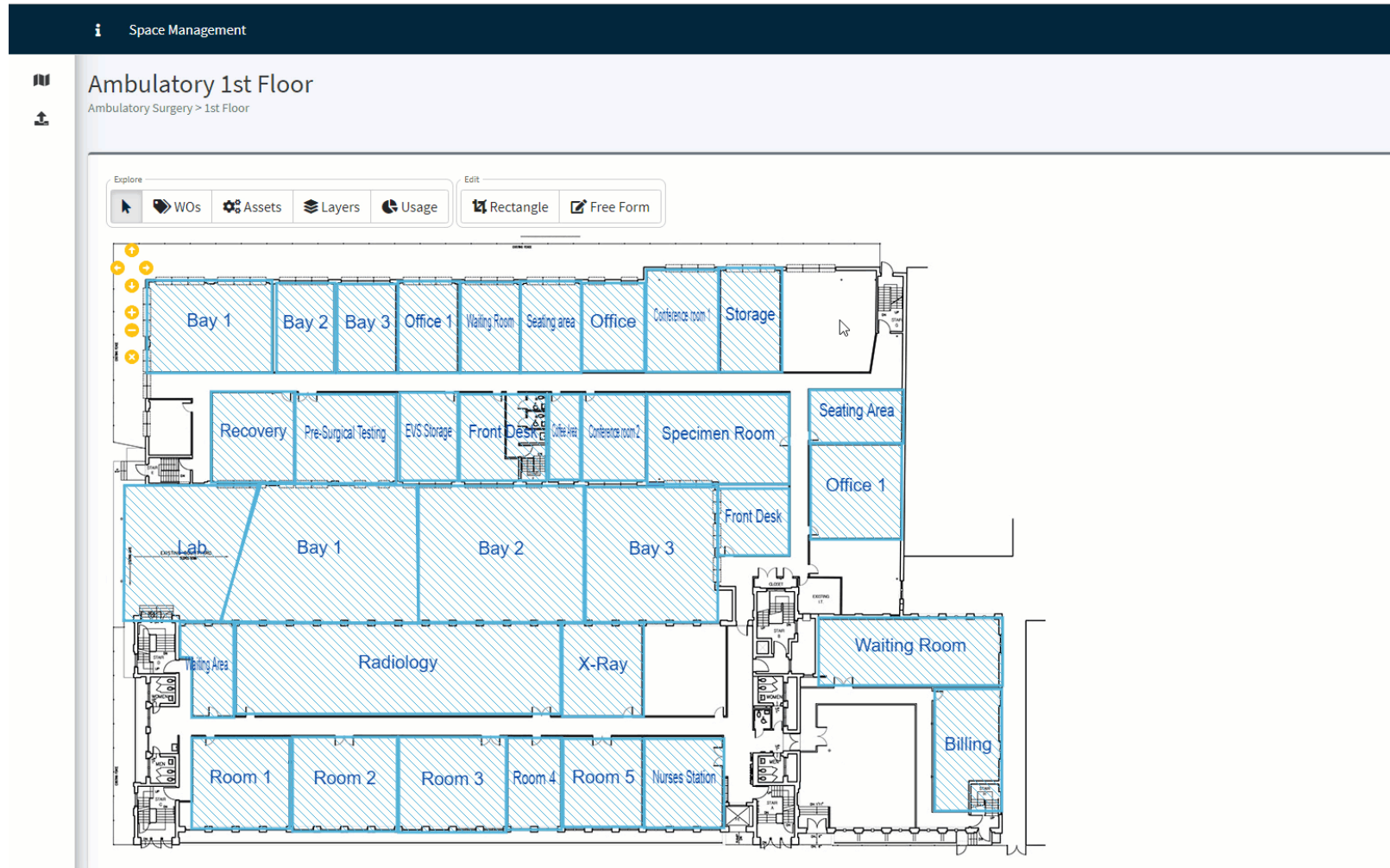
Simplify Life Safety Drawings

UPLOAD LAYERS & VIEW FROM ANYWHERE



Analyze How Space Is Used

WITH USAGE CHART OVERLAY



Enhance Work Orders

WITH SPACE INTEGRATION TO YOUR DASHBOARD

The screenshot displays the TheWorxHub dashboard for PT Healthcare. The browser address bar shows the URL: <https://demo4.myworxhub.com/Dashboard/Home/Show#Tab1=OverviewTab&Tab2=JustMyTeamsTab>. The dashboard includes a top navigation bar with tabs for Overview, Pulse, Projects, Requestor, Maintenance, and BioMed. A sidebar menu on the left lists various categories: Work Orders (Pending Request: 3, Incomplete: 47, High Risk: 1, Compliance: 11, Due Today: 2, Unassigned: 0, Incomplete Sched: 44, Overdue: 22, Just My Work: 25, Just My Teams: 2), Reminders (Upcoming Sched WOs: 42, Surveys/Inspections: 5, Approvals Required: 0, On Hold: 0, Service Contract Exp: 1, COI Expiry: 2, Custom Expiry: 0, Staff Reminders: 0, Asset Reminders: 5, Inventory to Reorder: 2), and other sections like My Work / My Teams (25 / 2) and My Work (25). The main content area shows a list of work orders with details such as location, status, and due dates.

Work Order ID	Location	Status	Due Date
2827 - Generator #1 Weekly Run	Hospital > 3rd Floor > Penthouse 1	5 - Scheduled	10 Days Pastdue
2828 - Water Temperature Check - Weekly	Hospital	5 - Scheduled	10 Days Pastdue
2835 - Room is too cold	Hospital > 3rd Floor > Behavioral Health > Room 311	3 - Medium	6 Days Pastdue
2751 - Air Handling Unit Quarterly	Hospital	5 - Scheduled	3 Days Pastdue
2768 - Air Handling Unit - Quarterly	Ambulatory Surgery > 1st Floor > Pre-Surgical Testing > Lab > Specimen Room	5 - Scheduled	3 Days Pastdue
2842 - Grease Trap Quarterly	Hospital > 1st Floor > Cafeteria > Kitchen	5 - Scheduled	3 Days Pastdue



Poll

- ▶ Do you want more information on...
 - TheWorxHub
 - The Space Management module
 - Event Manager
 - Event Manager





Q&A



THANK YOU!

Please reach out with any additional questions to:

frontdesk@dudesolutions.com



@DudeSolutions



DudeSolutions.com



866.989.3833



